

Power Distribution




Nomenclature

SG - **PD** **2L** **06** - **100A**

① ② ③ ④

- ① **Product name**
Power Distribution
- ② **Power supply system**
2L / 3L / 4L
- ③ **Number of terminals**
6P / 10P
- ④ **Rated current**
50A / 100A / 200A



Feature

UL approved product.
There is a removable protective cover to protect against electric shock accidents.
Busbar direction (left, right) position can be changed.
35mm DIN rail mounting is possible.

Electrical Specifications

Allowable current : 50A / 100A / 200A
Rated input voltage : 600V

Safety Specifications



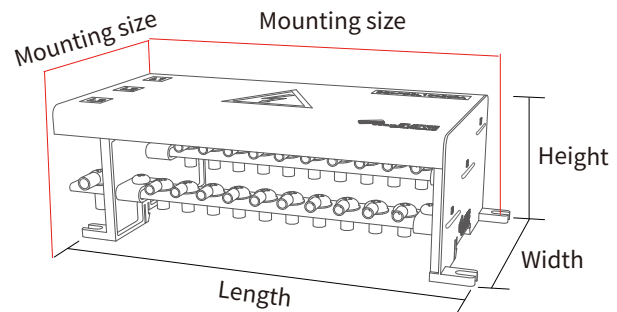
※ The UL model is an order made.

Description

The power distribution is a device that distributes the secondary power supplied from the main power to the primary power of each phase. By improving on the existing complex distribution method, it increases the efficiency of installation work. The PC-made cover and heat-resistant material side plate are highly resistant to shock and heat, enabling you to use it safely.

Product Specifications

Tolerance : ± 1mm
Operating temperature : -20 ~ 110°C
Material : Side plate [mPPO] / Cover [PC]
99.9% Copper + Tin plated busbar



Model	Size(mm)	Busbar size	Power fix bolt size	Bolt size	Mounting & Hole size	Weight
SG-PD2L06-50A	119 X 49 X 45	2 t X 10	M5	M4	108 X 39 / Ø4.2	90 g
SG-PD3L06-50A	119 X 70 X 56	2 t X 10	M5	M4	108 X 60 / Ø4.2	133 g
SG-PD2L06-100A	132 X 59 X 48	3 t X 15	M6	M5	117 X 49 / Ø4.2	173 g
SG-PD2L10-100A	180 X 59 X 48	3 t X 15	M6	M5	166 X 49 / Ø4.2	240g
SG-PD3L06-100A	132 X 85 X 60	3 t X 15	M6	M5	117 X 75 / Ø4.2	265 g
SG-PD3L06-200A	156 X 103 X 67	4 t X 20	M8	M6	130 X 93 / Ø4.2	480 g
SG-PD3L10-100A	180 X 85 X 60	3 t X 15	M6	M5	166 X 75 / Ø4.2	357 g
SG-PD3L10-200A	211 X 103 X 67	4 t X 20	M8	M6	186 X 93 / Ø4.2	650 g
SG-PD4L06-100A	132 X 111 X 72	3 t X 15	M6	M5	117 X 101 / Ø4.2	355g
SG-PD4L10-100A	180 X 111 X 72	3 t X 15	M6	M5	166 X 101 / Ø4.2	480 g
SG-PD4L10-200A	211 X 135 X 81	4 t X 20	M8	M6	186 X 123 / Ø4.2	878 g

Power Distribution Terminal Block



Nomenclature

SG - PD - 100 4P
 ① ② ③

- ① **Product name**
Power Distribution Terminal Block
- ② **Rated current**
100A / 200A / 400A
- ③ **Number of terminals**
4P / 6P / 8P



Feature

It can be used efficiently even in narrow spaces, with a more compact size than the conventional model. Installation of hinge-type protective cover and input terminal protective cover prevents accidents such as electric shock.

As screw connection and channel mounting can be done on the main body, installation and maintenance are convenient.

Electrical Specifications

Allowable current : 100A / 200A / 400A
 Pitch : 20mm / 30mm / 40mm
 Rated input voltage : 600V

Description

The power distribution terminal block type is economical with its small size, and it can be used conveniently by improving work efficiency.

It can be mounted directly on the product body in a narrow space, or used by mounting on a standard 35mm DIN rail, and each consists of 1 input terminal and 4~8 output terminals. As it uses heat-resistant material, it is resistant to impact and heat, and the busbar is plated with tin with 99.9% copper, giving it a higher conductivity than brass.

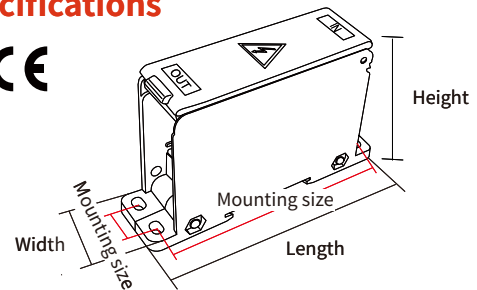
The protective cover makes it safer and more convenient to use.

Product Specifications

Tolerance: ± 1mm
 Operating temperature: -20 ~ 110°C
 Material: Side plate [mPPO] / Cover [PC]
 99.9% Copper + Tin plated busbar

Safety Specifications

RoHS CE



Model	Rated capacity	Pitch	Bolt size IN	Bolt size OUT	Busbar size	Size(mm)	Mounting & Hole size	Weight
SG-PD-100-4P	600V 100A	20mm	M6	M4 x 2	3T X 20 mm	24 X 95 X 58	85.5 X 12.4 mm Ø4.5	104g
SG-PD-100-6P				M5 x 2				
				M6 x 2				
SG-PD-200-4P	600V 200A	30 mm	M8	M5 x 2	3T X 30 mm	34 X 95 X 58	85.5 X 17.4 mm Ø4.5	165g
SG-PD-200-6P				M6 x 2				
SG-PD-200-8P				M5 x 6				
				M4 x 6				
				M5 x 2				
SG-PD-400-6P	600V 400A	40 mm	M10	M8 x 6	4T X 40 mm	45 X 148 X 80	137 X 22 mm Ø5.5	419g
SG-PD-400-8P				M8 x 2				403g
				M6 x 6				

NFB Power Distribution Terminal Block

Nomenclature

SG - **NPD** - **100** **4P**
 ① ② ③

- ① **Product name**
NFB Power Distribution Terminal Block
- ② **Rated current**
100A / 200A / 400A
- ③ **Number of terminals**
4P / 6P / 8P



Feature

It is easy to connect directly to the main breaker without the need for a separate terminal, and is a space saving product with the same width as the breaker frame.

Product Specifications

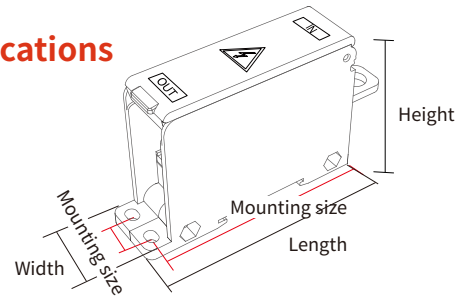
Tolerance: ± 1mm
 Operating temperature: -20 ~ 110°C
 Material: Side plate [mPPO] / Cover [PC]
 99.9% Copper + Tin plated busbar

Electrical Specifications

Allowable current : 100A (Available with 50A breaker)
 200A / 400A
 Pitch : 20mm / 30mm / 40mm
 Rated input voltage : 600V

Safety Specifications

RoHS CE



Description

The NFB terminal block type power distributor is an upgraded terminal block type power distributor. As there is a link that can be directly connected to the main breaker, it can be connected without the need for a separate terminal. The width of the product is the same as that of the breaker frame, which helps to save space. The heat-resistant material side plate resists shock and heat, and the PC material protection cover prevents electric shock, enabling safe use. As the busbar is coated with 99.9% copper with tin, it has a higher conductivity than brass and can be used efficiently.

Model	Rated capacity	Pitch	Bolt size IN	Bolt size OUT	Busbar size	Size(mm)	Mounting & Hole size	Weight
SG-NPD-100-4P	600V 100A	20mm	Hole Ø9	M4 x 2	3T X 20 mm	24 X 105 X 58	12.4 mm /Ø4.5	111g
SG-NPD-100-6P				M5 x 2				
				M6 x 2				
SG-NPD-200-4P	600V 200A	30 mm	Hole Ø10	M5 x 2	3T X 30 mm	34 X 113 X 58	17.4 mm /Ø4.5	161g
SG-NPD-200-6P				M6 x 2				
SG-NPD-200-8P				M5 x 6				
				M4 x 6				
				M5 x 2				
SG-NPD-400-6P	600V 400A	40 mm	Hole Ø12.5	M8 x 6	4T X 40 mm	45 X 185 X 80	22 mm/Ø5.5	397g
SG-NPD-400-8P				M8 x 2				382g
				M6 x 6				